
CHAIN QUARTERLY REPORT

LAMBETH

JANUARY - MARCH 2026

SUPPORTED BY
MAYOR OF LONDON



COPYRIGHT

Greater London Authority
April 2026

Published by
Greater London Authority
City Hall
Kamal Chunchie Way
London
E16 1ZE
www.london.gov.uk

CHAIN enquiries 020 7840 4451

Copies of this report are available
from <http://data.london.gov.uk>

CONTENTS

1. INTRODUCTION

2. ROUGH SLEEPER POPULATION ANALYSIS

- Headlines
- Achieving no second night out
- No one living on the streets
- Intermittent rough sleepers

3. SPATIAL DISTRIBUTION

- Bedded down street contacts by area: Borough level
- Bedded down street contacts by area: Greater London level

4. NATIONALITY

- Nationality: Rolling figures
- Nationality: Breakdown by area

5. DEMOGRAPHICS

- Gender
- Age
- Ethnicity

6. SUPPORT NEEDS

7. INSTITUTIONAL & ARMED FORCES HISTORY

8. ACCOMMODATION OUTCOMES

9. METHODOLOGY

1. INTRODUCTION

This quarterly report presents information about people seen rough sleeping by outreach teams in Lambeth in January - March 2026.

Information in the report is derived from the 'Combined Homelessness and Information Network' (CHAIN), a database commissioned and funded by the Greater London Authority (GLA) and managed by Homeless Link. For more information see www.homeless.org.uk/chain.

The data on which this report is based is also available in an accessible tabular format, aggregated to borough and Greater London level, in a separate CHAIN Quarterly Data Tables file. This can be downloaded from the GLA Datastore at <http://data.london.gov.uk/dataset/chain-reports>. A suite of interactive charts and maps based on the data can be accessed via the CHAIN Quarterly Data Visualisations Tool at <https://bit.ly/chain-quarterly-vis-tool>.

In the rough sleeping figures in this report people are grouped into three categories:

New rough sleepers	Those who had not been contacted by outreach teams rough sleeping before the period
Living on the streets	Those who have had a high number of contacts over 3 weeks or more which suggests they are living on the streets
Intermittent rough sleepers	People who were seen rough sleeping before the period began at some point, and contacted in the period - but not regularly enough to be 'living on the streets'

For more information about the methods used to derive statistics for this report, and definitions of different groups, please see the Methodology section.

Changes to CHAIN quarterly report content for 2025/26

From 2025/26 Q1 onwards, we have discontinued the use of the LOS - RS205+ population subcategory, which had been part of the overall Living on the Streets (LOS) group. This subcategory had allowed people who were members of the RS205 entrenched rough sleepers cohort to be counted as Living on the Streets during the period even if they had only been seen bedded down once, where other individuals were required to meet the criteria of having five bedded down contacts recorded across at least three weeks. It was felt that more accurate analysis could be achieved by applying the same criteria to all people seen rough sleeping in the period, regardless of prior membership of other cohorts.

This change could have the effect of slightly reducing overall Living on the Streets totals as presented in the report, although it is anticipated that the impact will be minor. The change in methodology should be borne in mind when comparing Living on the Streets totals from before and after April 2025.

2. ROUGH SLEEPER POPULATION ANALYSIS

Lambeth: Headlines

Table 1: People seen rough sleeping in 2025-26 Q4, by new, living on the streets, and intermittent breakdown

Volumes	No. Rough Sleepers	Change from last period	Change on same period last year
New Rough Sleepers (All)	67	-41	+4
New RS with no second night out	50	-16	+6
New RS with a second night out but not living on the streets	15	-22	0
New RS joining living on the streets population*	2	-3	-2
Living on the Streets (All)	29	-1	-6
LOS - Transferred from new RS*	2	-3	-2
LOS - Known	27	+2	-3
Intermittent Rough Sleepers	47	-16	-6
Total	141	-55	-6

*This cohort is listed under both new RS and living on the streets headings, but is only counted once towards the overall total

Lambeth: Achieving No Second Night Out

Chart 1: New rough sleepers 2024-25 Q4 to 2025-26 Q4

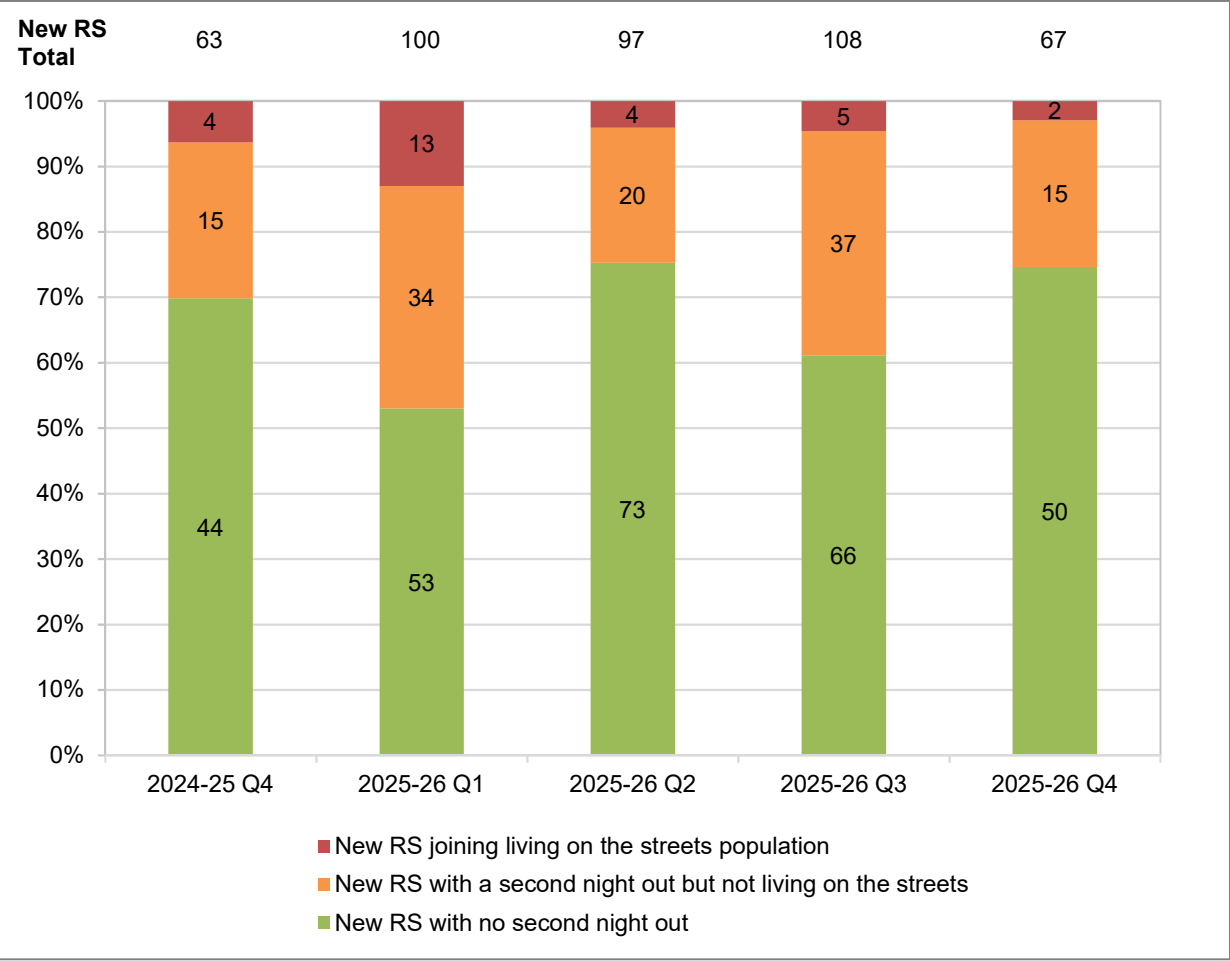


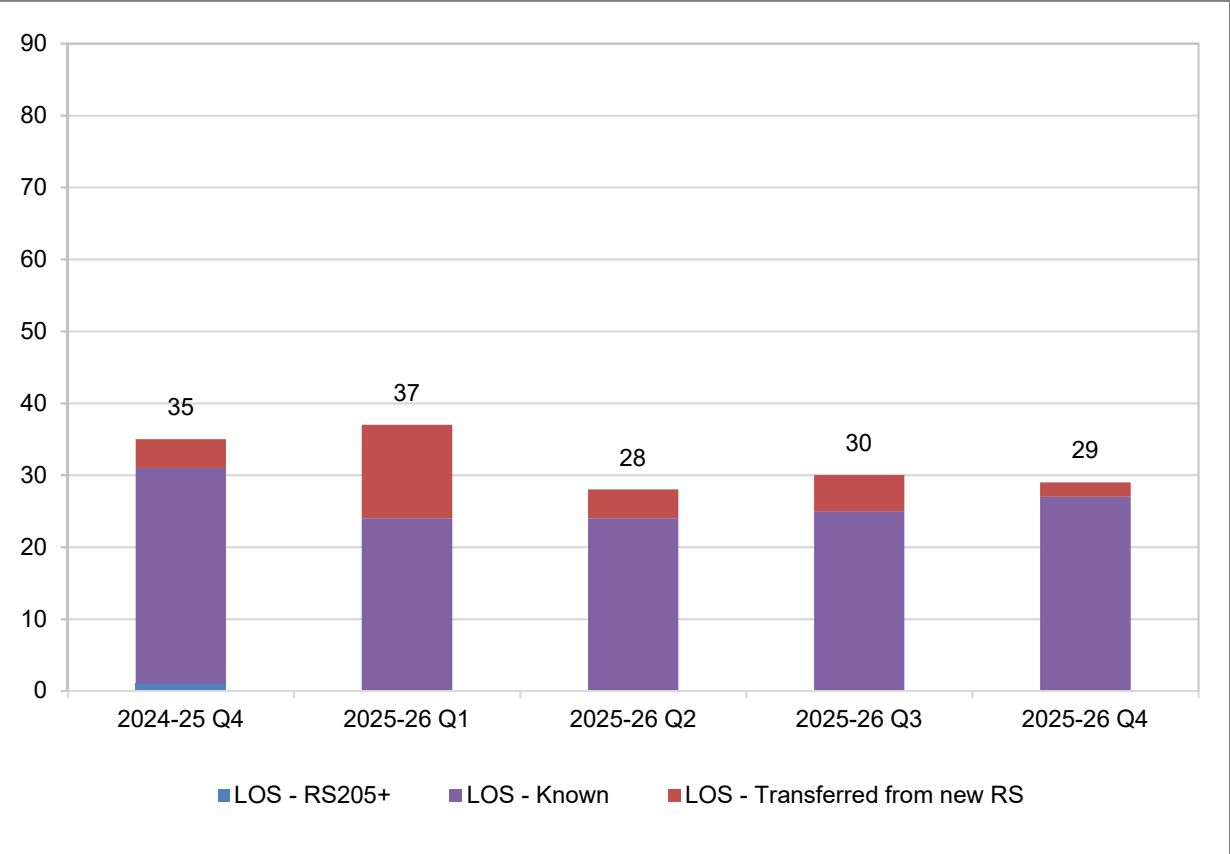
Table 2: New rough sleepers in 2025-26 Q4, by subcategory

Category	No. this period
New RS with no second night out	50
New RS with a second night out but not living on the streets	15
New RS joining living on the streets population	2
Total	67

New RS = New rough sleepers

Lambeth: No One Living on the Streets

Chart 2: People living on the streets 2024-25 Q4 to 2025-26 Q4



The LOS - RS205+ category was discontinued from 2025-26 Q1 onwards.

Table 3: People living on the streets in 2025-26 Q4, by subcategory

Category	No. this period
LOS - Transferred from new RS	2
LOS - Known	27
Total	29

Lambeth: Intermittent Rough Sleepers

Chart 3: Intermittent rough sleepers 2024-25 Q4 to 2025-26 Q4

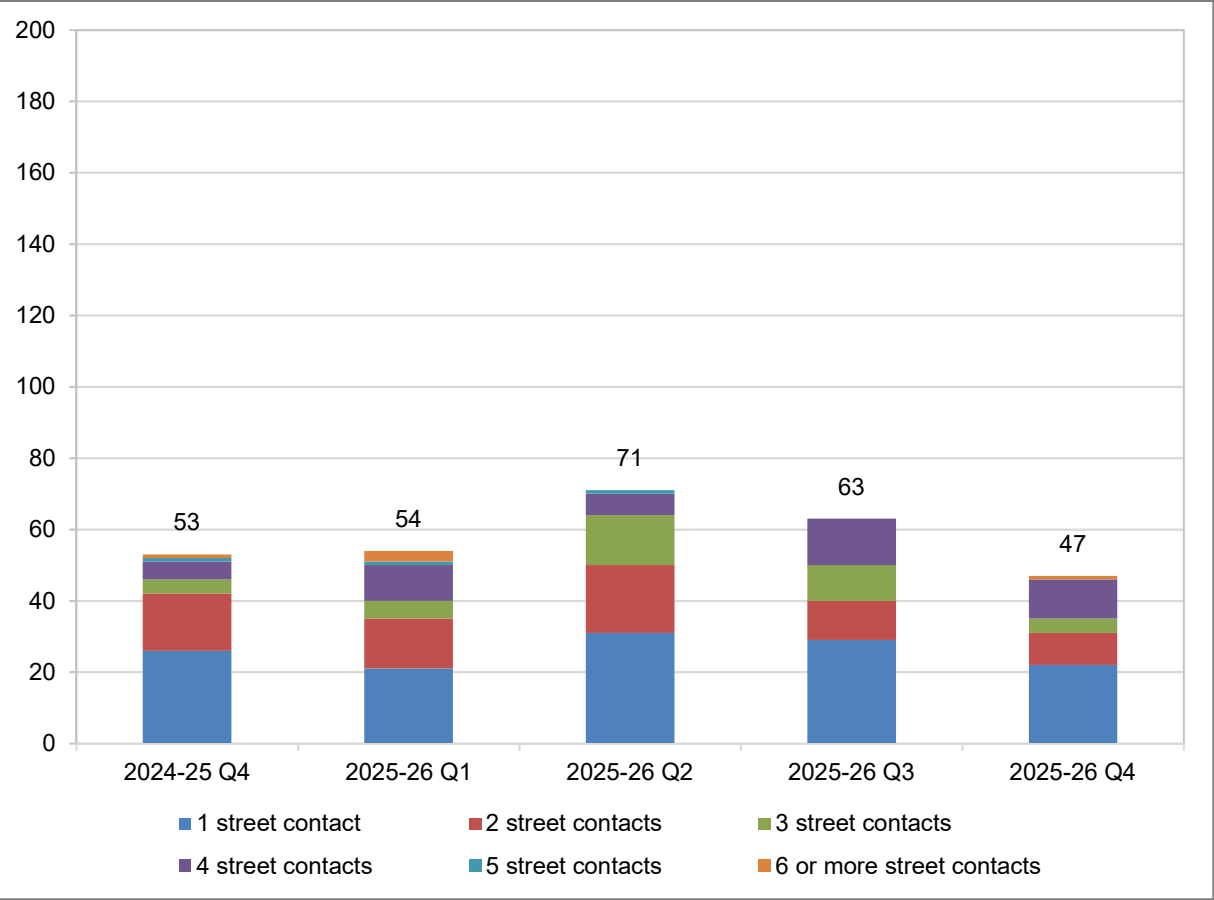


Table 4: Intermittent rough sleepers in 2025-26 Q4, by number of bedded down contacts during the period

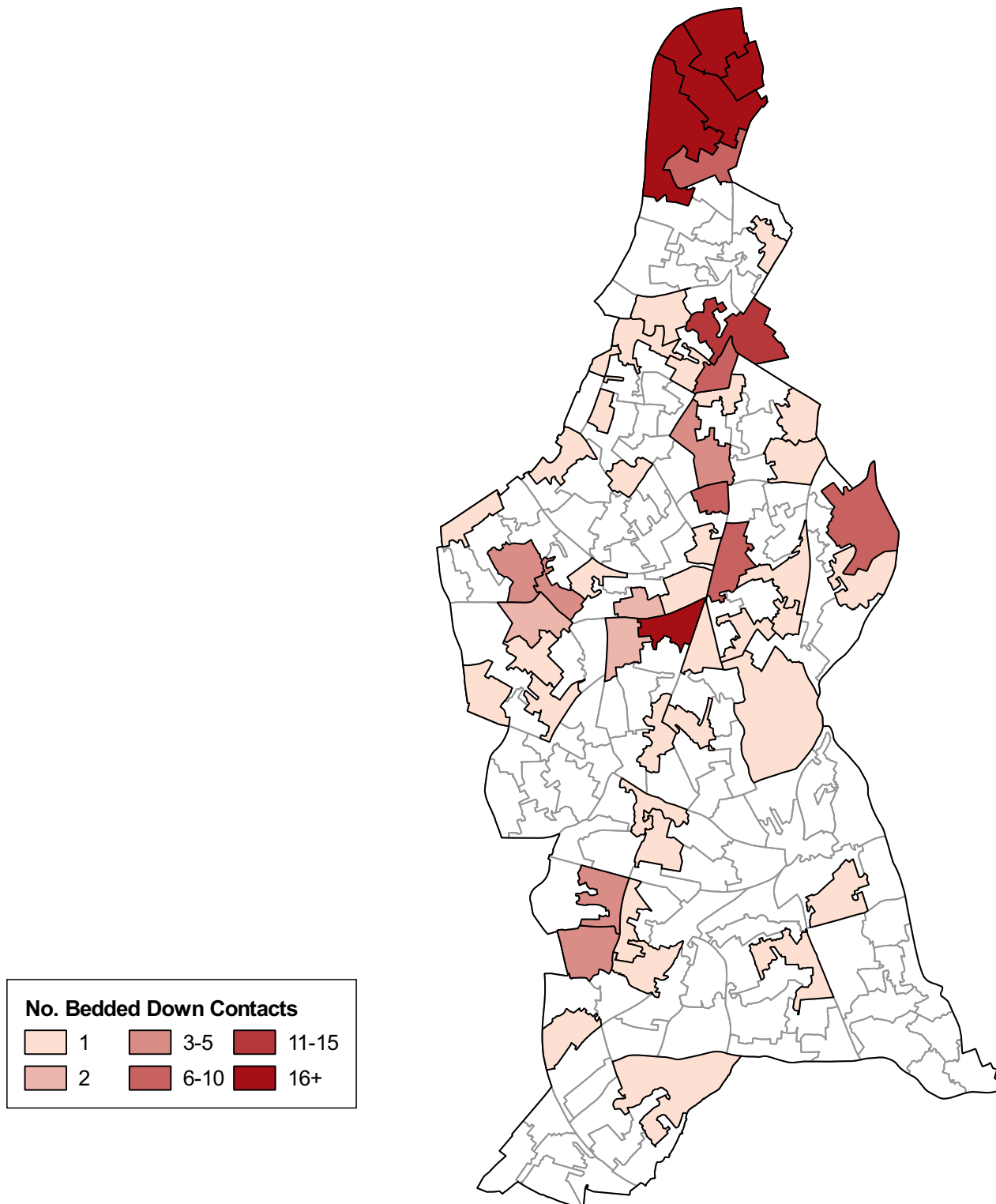
No. bedded down street contacts during this period	No. intermittent rough sleepers
1 street contact	22
2 street contacts	9
3 street contacts	4
4 street contacts	11
5 street contacts	0
6 or more street contacts	1
Total	47

3. SPATIAL DISTRIBUTION

Bedded down street contacts by area: Borough level

It is important to note that this represents volume of contacts rather than individuals, and some people may have been seen on multiple occasions within a given area.

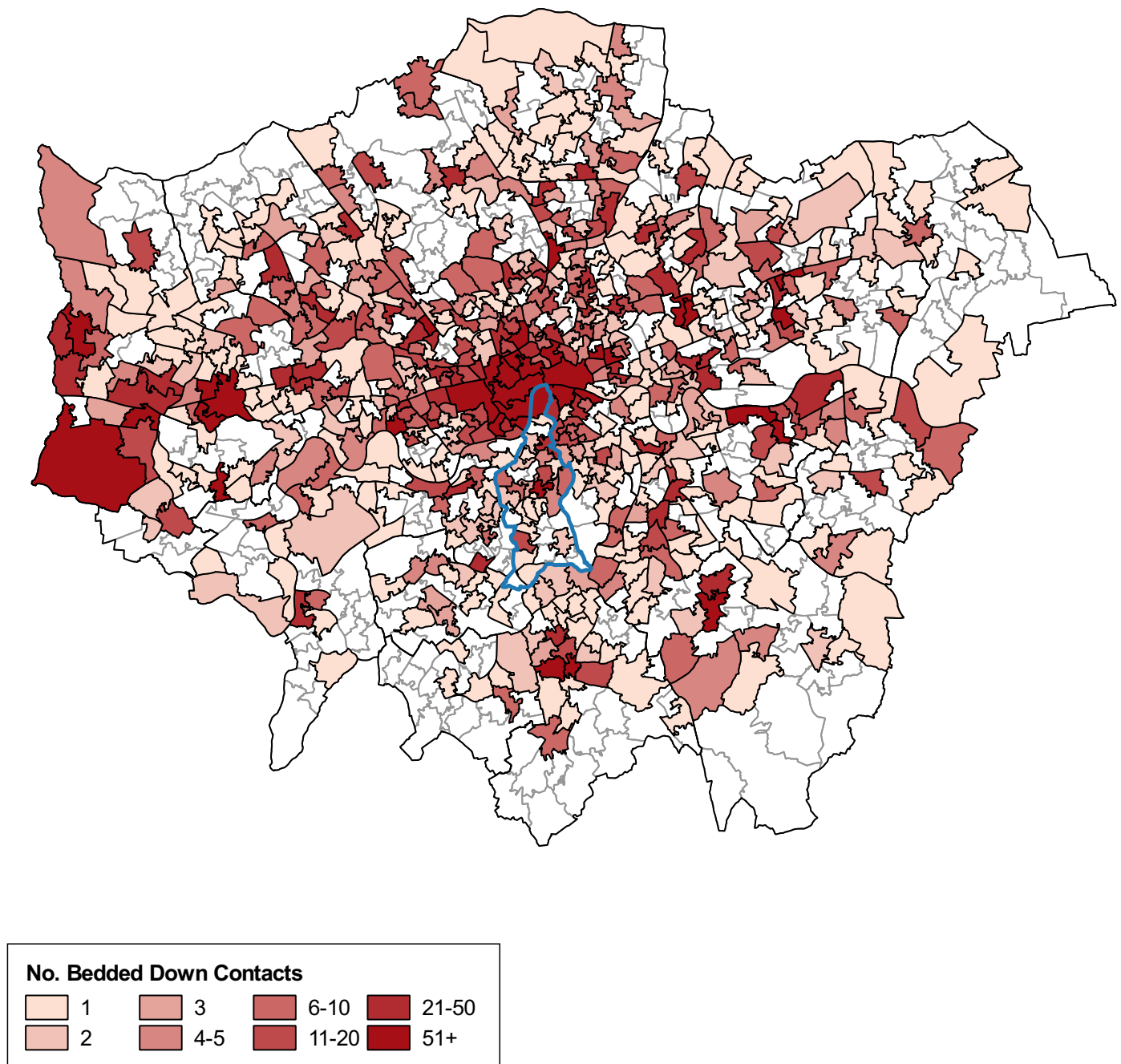
Map 1: Number of bedded down street contacts recorded in each Lower Super Output Area in the borough during the period



Bedded down street contacts by area: Greater London level

It is important to note that this map represents volume of contacts rather than individuals, and some people may have been seen on multiple occasions within a given area. Recording of street contacts is to some extent influenced by outreach provision and practice, which can vary across local authority areas.

Map 2: Number of bedded down street contacts recorded in each Middle Super Output Area across Greater London during the period, with Lambeth highlighted for comparison



4. NATIONALITY

Nationality: Rolling figures

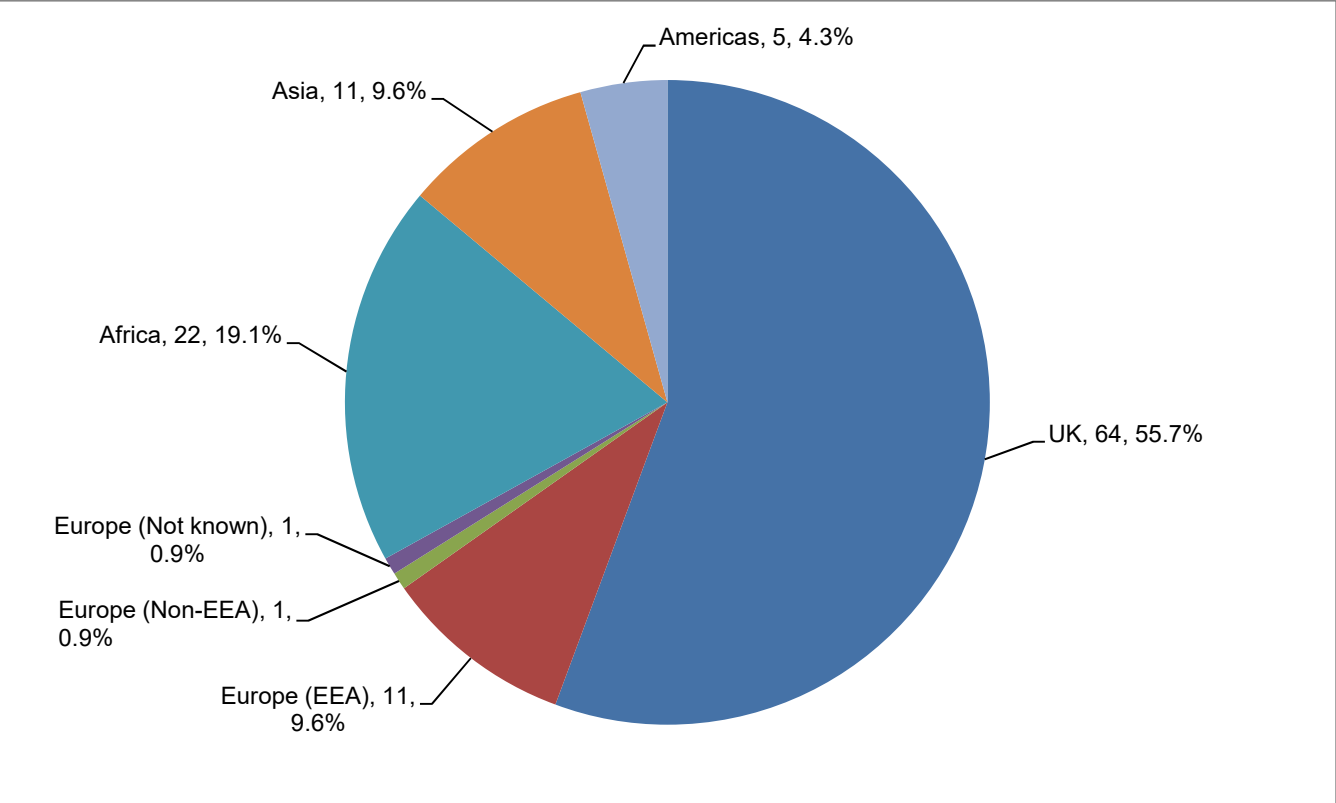
Table 5: People seen rough sleeping 2025-26 Q2 to 2025-26 Q4 by nationality

	Jul-Sep 25		Oct-Dec 25		Jan-Mar 26	
Nationality	No.	%	No.	%	No.	%
UK	85	49.1%	80	47.3%	64	55.7%
Romania	1	0.6%	6	3.6%	2	1.7%
Poland	11	6.4%	6	3.6%	1	0.9%
Lithuania	3	1.7%	3	1.8%	0	0.0%
Ireland (Republic of)	3	1.7%	2	1.2%	1	0.9%
Portugal	4	2.3%	2	1.2%	3	2.6%
Bulgaria	0	0.0%	0	0.0%	0	0.0%
Italy	2	1.2%	3	1.8%	0	0.0%
Spain	3	1.7%	2	1.2%	2	1.7%
France	0	0.0%	0	0.0%	0	0.0%
Latvia	3	1.7%	4	2.4%	2	1.7%
Other European (EEA) countries	1	0.6%	0	0.0%	0	0.0%
Europe (EEA)	31	17.9%	28	16.6%	11	9.6%
Europe (Non-EEA)	2	1.2%	0	0.0%	1	0.9%
Europe (Not known)	2	1.2%	2	1.2%	1	0.9%
Eritrea	9	5.2%	30	17.8%	11	9.6%
Sudan	3	1.7%	3	1.8%	3	2.6%
Nigeria	5	2.9%	4	2.4%	2	1.7%
Ethiopia	4	2.3%	1	0.6%	0	0.0%
Somalia	2	1.2%	1	0.6%	0	0.0%
Other African countries	14	8.1%	7	4.1%	6	5.2%
Africa	37	21.4%	46	27.2%	22	19.1%
India	1	0.6%	0	0.0%	0	0.0%
Afghanistan	1	0.6%	0	0.0%	1	0.9%
Iran	0	0.0%	1	0.6%	3	2.6%
Syrian Arab Republic	0	0.0%	0	0.0%	0	0.0%
Bangladesh	0	0.0%	0	0.0%	0	0.0%
Other Asian countries	10	5.8%	7	4.1%	7	6.1%
Asia	12	6.9%	8	4.7%	11	9.6%
Americas	4	2.3%	5	3.0%	5	4.3%
Australasia	0	0.0%	0	0.0%	0	0.0%
Not known	19		27		26	
Total (excl. not known)	173	100.0%	169	100.0%	115	100.0%
Total (incl. not known)	192		196		141	

Total excluding not known is used as the base for percentages.

Nationality: Breakdown by area

Chart 4: People seen rough sleeping in 2025-26 Q4, by nationality

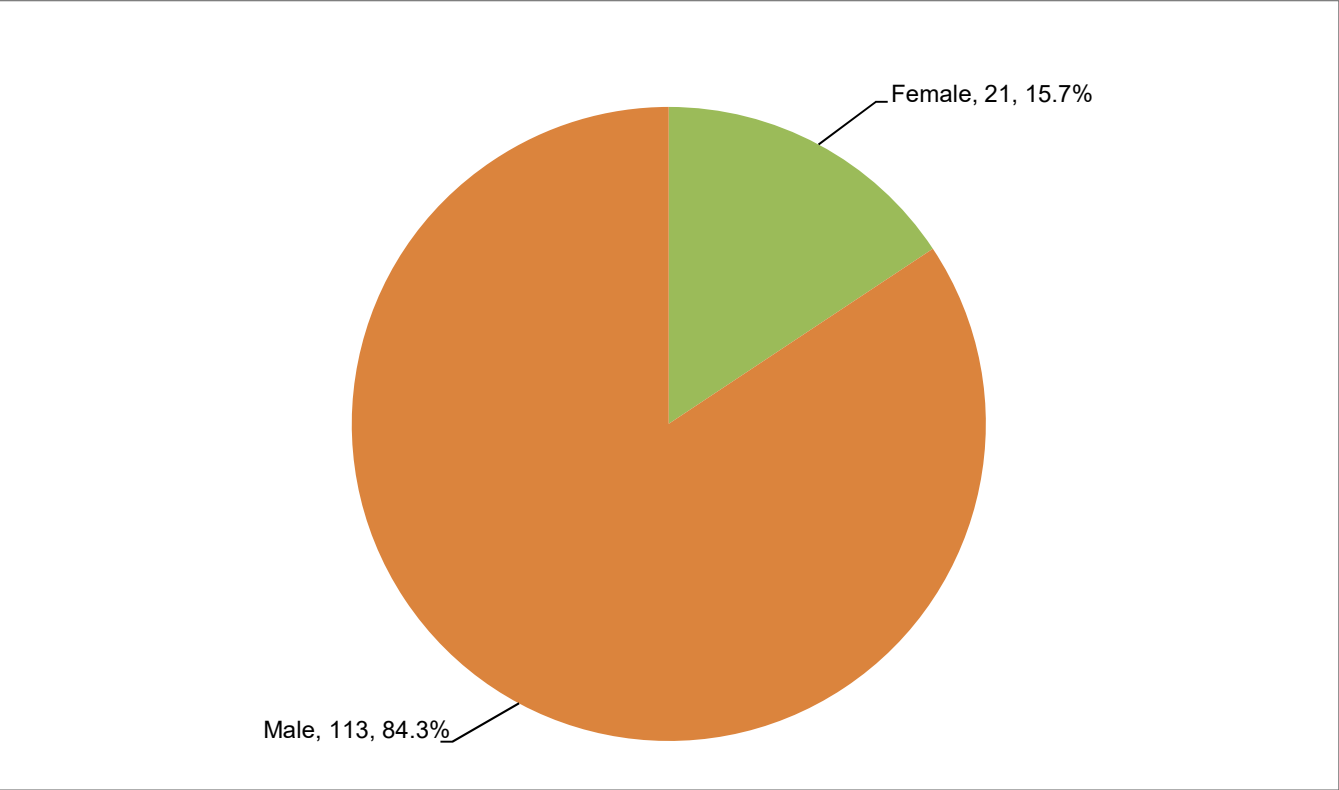


Base: 115 people seen rough sleeping during the period whose nationality was known. This excludes 26 people whose nationality was not known.

5. DEMOGRAPHICS

Gender

Chart 5: People seen rough sleeping in 2025-26 Q4, by gender



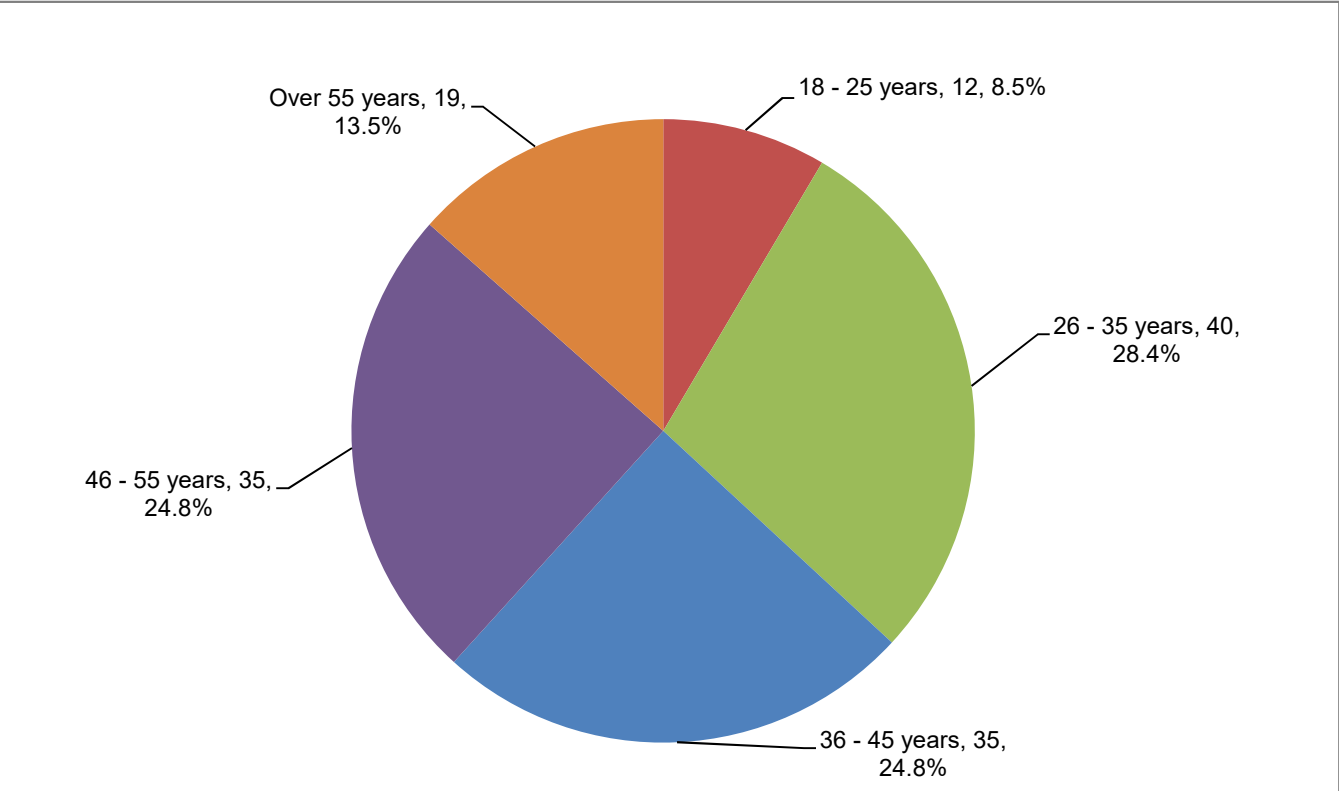
Base: 134 people seen rough sleeping during the period whose gender was known. This excludes 7 people whose gender was not known.

Table 6: People seen rough sleeping during 2025-26 Q4, by gender

Gender	No.	%
Female	21	15.7%
Male	113	84.3%
Non-binary	0	0.0%
Not known	7	
Total (excl. not known)	134	100.0%
Total (incl. not known)	141	

Age

Chart 6: People seen rough sleeping in 2025-26 Q4, by age



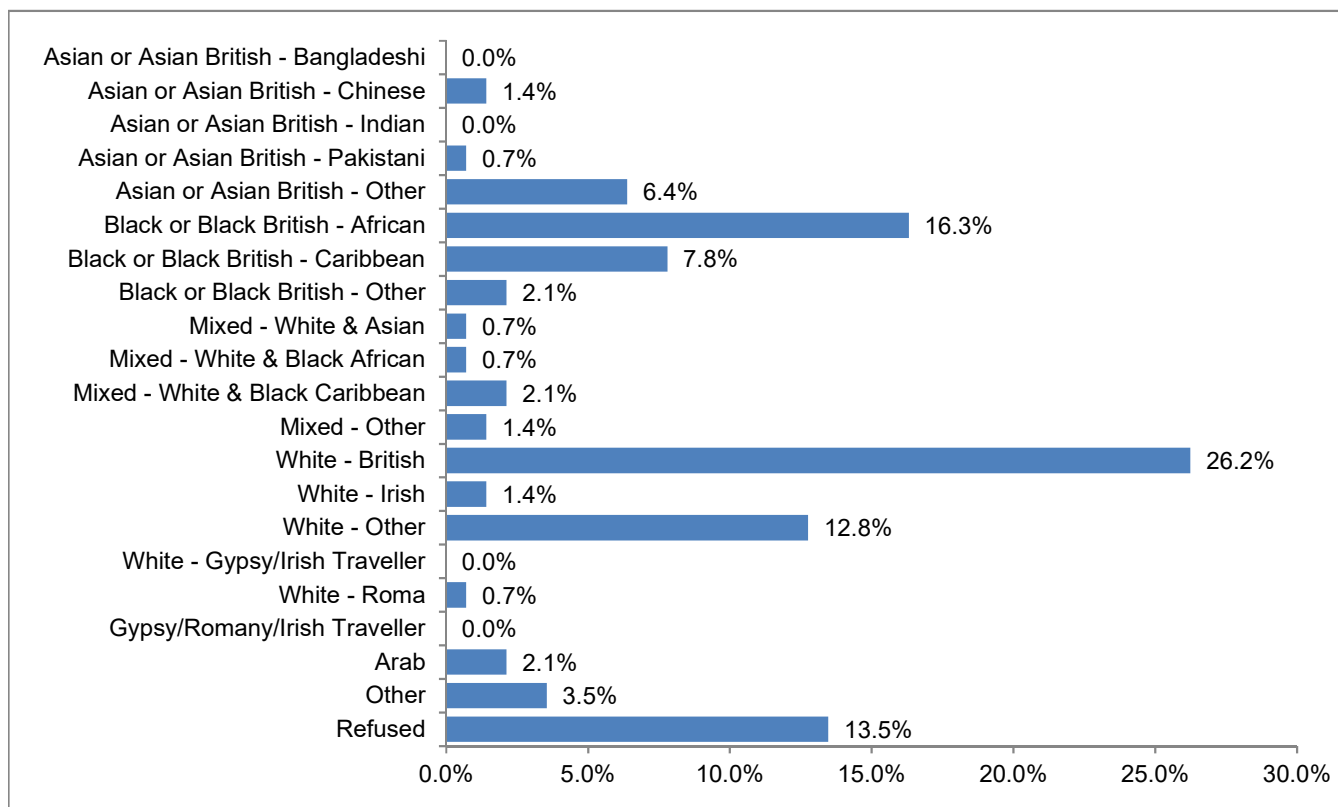
Base: 141 people seen rough sleeping during the period.

Table 7: People seen rough sleeping during 2025-26 Q4, by age

Age	No.	%
Under 18 years	0	0.0%
18 - 25 years	12	8.5%
26 - 35 years	40	28.4%
36 - 45 years	35	24.8%
46 - 55 years	35	24.8%
Over 55 years	19	13.5%
Total	141	100.0%

Ethnicity

Chart 7: People seen rough sleeping in 2025-26 Q4, by ethnicity



Base: 141 people seen rough sleeping during the period.

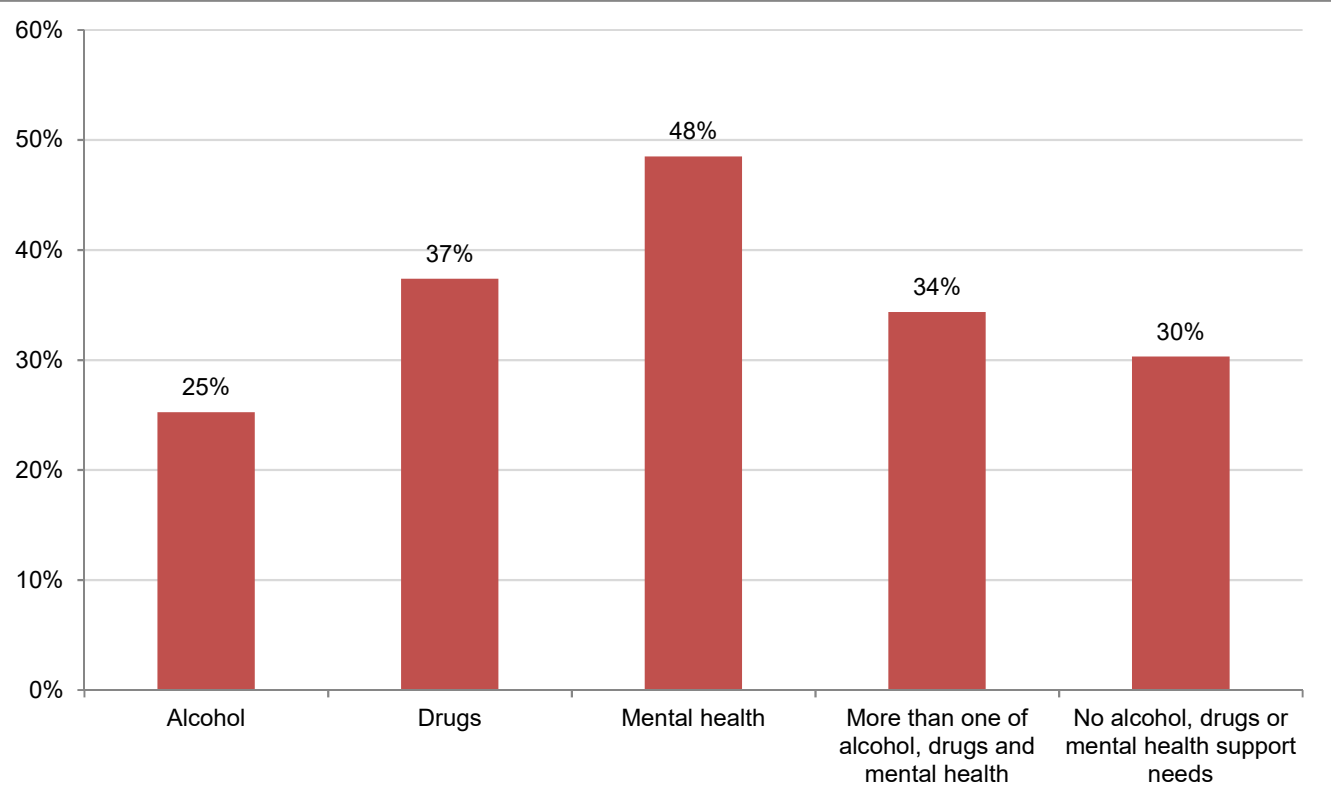
The previously employed category of 'Gypsy/Romany/Irish Traveller' was replaced with separate categories for 'White - Gypsy/Irish Traveller' and 'White - Roma' in April 2021. However, many people seen rough sleeping during the period may not have had their ethnicity information updated to reflect these new categories, so the original category is also included in the graph.

Table 8: People seen rough sleeping during 2025-26 Q4, by ethnicity

Ethnicity	No.	%
Asian (incl. Chinese)	12	8.5%
Black	37	26.2%
Mixed	7	5.0%
White (incl. Gypsy/Irish Traveller/Roma)	58	41.1%
Arab/Other	8	5.7%
Refused	19	13.5%
Total	141	100.0%

6. SUPPORT NEEDS

Chart 8: People seen rough sleeping in 2025-26 Q4, by support needs



Base: 99 people seen rough sleeping during the period who were assessed for at least one of the three support needs. This excludes 42 people for whom none of the three needs were assessed.

Table 9: People seen rough sleeping in 2025-26 Q4, by support needs

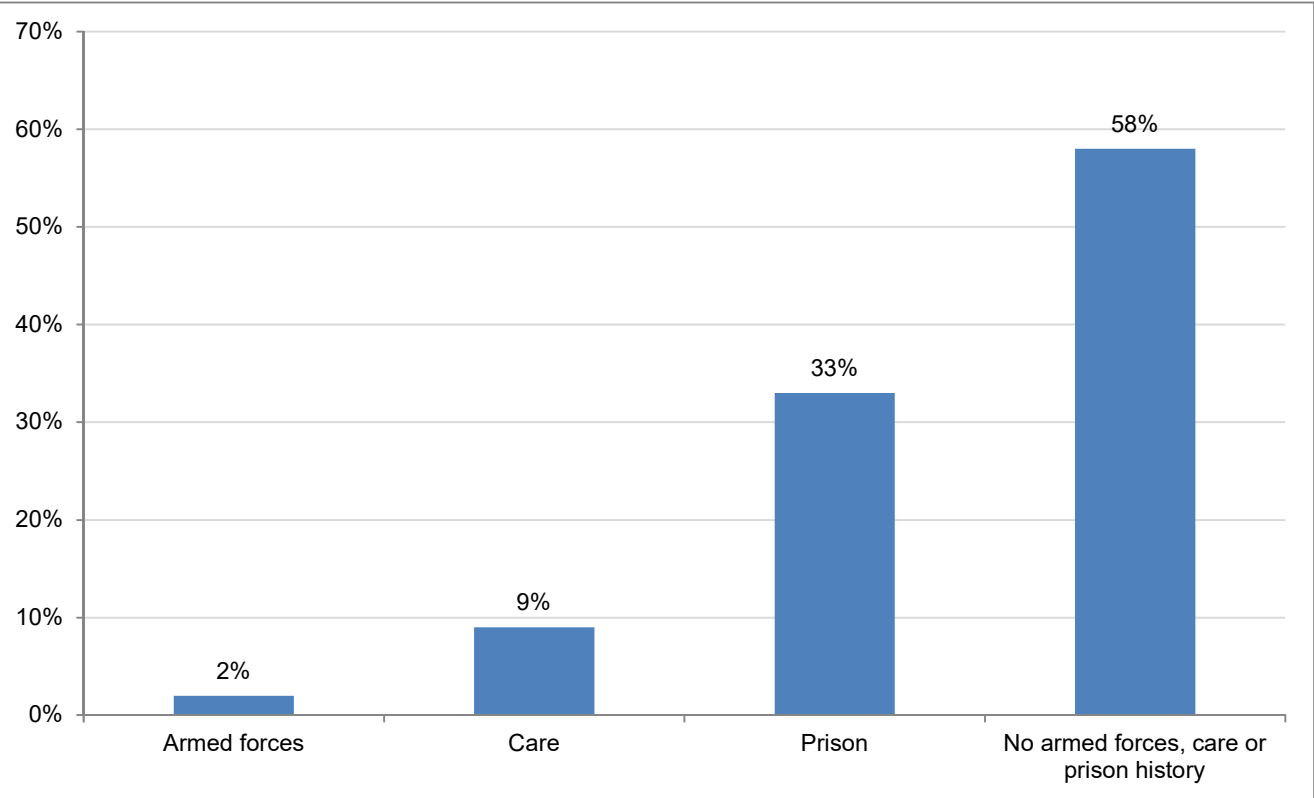
Support need	No.	%
Alcohol	25	25.3%
Drugs	37	37.4%
Mental health	48	48.5%
More than one of alcohol, drugs and mental health	34	34.3%
No alcohol, drugs or mental health support needs	30	30.3%
Total (excl. not assessed)	99	
Total (incl. not assessed)	141	

Base for percentages is people seen rough sleeping during the period who were assessed for at least one of the three support needs.

7. INSTITUTIONAL & ARMED FORCES HISTORY

The chart below indicates the proportions of people seen rough sleeping in Lambeth during the period who had experience of spending time in prison or in local authority care as a young person, or of serving in the armed forces. This information indicates whether individuals have ever spent time in one of these settings, and does not necessarily imply that this was recent. It can include time spent in one of these settings in any country, and does not necessarily imply that it was in the UK.

Chart 9: People seen rough sleeping in 2025-26 Q4, by experience of armed forces, care or prison



Base: 100 people seen rough sleeping during the period who were assessed for at least one of the three support needs. This excludes 41 people for whom none of the three needs were assessed.

Table 10: People seen rough sleeping in 2025-26 Q4, by institutional and armed forces history

Type of history	No.	%
Armed forces	2	2.0%
Armed forces - UK nationals	1	1.0%
Care	9	9.0%
Prison	33	33.0%
No armed forces, care or prison history	58	58.0%
Total (excl. not assessed)	100	
Total (incl. not assessed)	141	

Base for percentages is people seen rough sleeping during the period who were assessed for at least one of the three histories.

8. ACCOMMODATION OUTCOMES

Bookings into accommodation achieved by outreach teams and other borough based support services during the period. People included in these figures will have been seen rough sleeping at some point in their history, but not necessarily during the reporting period.

Table 11: Accommodation outcomes achieved during 2025-26 Q4, compared to 2025-26 Q3, by number of people

	Oct-Dec 25	Jan-Mar 26
Outcome	No. people	No. people
Booked into accommodation	77	59
Booked into hub, shelter or emergency accommodation	47	40
Booked into temporary accommodation	33	23
Booked into long-term accommodation	2	4

Some people may have been booked into more than one type of accommodation during the period.

Table 12: Accommodation outcomes achieved during 2025-26 Q4, compared to 2025-26 Q3, by number of outcomes

Accommodation type	Oct-Dec 25		Jan-Mar 26	
	No. events	%	No. events	%
Hubs, shelters and emergency accommodation				
Hub	14	16.5%	15	20.0%
SWEP (Local)	26	30.6%	23	30.7%
SWEP (Pan-London)	0	0.0%	0	0.0%
Winter/night shelter	6	7.1%	7	9.3%
Other	1	1.2%	1	1.3%
<i>Hubs, shelters and emergency accommodation subtotal</i>	<i>47</i>	<i>55.3%</i>	<i>46</i>	<i>61.3%</i>
Temporary accommodation				
Assessment centre	11	12.9%	6	8.0%
Asylum support accommodation (NASS/other)	1	1.2%	2	2.7%
B&B (not local authority TA)	11	12.9%	8	10.7%
Clinic/detox/rehab	0	0.0%	1	1.3%
Hostel	6	7.1%	5	6.7%
Living with family/friends/partner (temporary)	0	0.0%	0	0.0%
Staging post	0	0.0%	2	2.7%
Temporary accommodation (local authority)	5	5.9%	1	1.3%
Other	2	2.4%	0	0.0%
<i>Temporary accommodation subtotal</i>	<i>36</i>	<i>42.4%</i>	<i>25</i>	<i>33.3%</i>
Long-term accommodation				
Clearing House	0	0.0%	0	0.0%
Council tenancy (local authority accommodation)	0	0.0%	0	0.0%
Employment-related accommodation	0	0.0%	0	0.0%
Housing association/RSL accommodation	1	1.2%	0	0.0%
Living with family/friends/partner (long-term)	0	0.0%	1	1.3%
Private rented sector - independent	0	0.0%	2	2.7%
Private rented sector - with some floating support	1	1.2%	0	0.0%
Sheltered housing/registered care accommodation	0	0.0%	0	0.0%
Supported accommodation (long-term)	0	0.0%	1	1.3%
Other	0	0.0%	0	0.0%
<i>Long-term accommodation subtotal</i>	<i>2</i>	<i>2.4%</i>	<i>4</i>	<i>5.3%</i>
Total	85	100.0%	75	100.0%

An individual may have been booked into accommodation more than once during the period.

9. METHODOLOGY

CHAIN quarterly reports employ the methodology of assigning people seen rough sleeping during the period to categories, based on the following factors:

- Whether they were seen rough sleeping for the first time during the period
- How many times they were seen rough sleeping during the period
- Number of days elapsed between first and last time they were seen rough sleeping during the period

A further explanation of the individual categories follows.

New rough sleepers

People who were seen rough sleeping for the first time during the period. The total number of new rough sleepers is broken down into those who were seen just once and did not have a second night out, those who were seen on several occasions, but as yet have not been on the streets long enough to count as 'living on the streets', and those new to the streets who remained there long enough to fulfil the criteria for 'living on the streets' (outlined below).

Living on the streets (LOS)

With the designation 'living on the streets' we refer to people who have stayed on the streets after arriving, and are entrenched or at risk of becoming so. In determining who is counted as living on the streets we have used a combination of time on the streets (three or more weeks between the earliest and latest bedded down contact) and number of bedded down contacts (five or more contacts) during the period we are reporting on. If a person is seen bedded down six times, but only during one week, he or she does not count. If a person has four bedded down contacts, but spread over two months, he or she would also not count. To be counted, an individual must have both elements.

The reporting period covers three months. However, to ensure that we do not miss those whose rough sleeping crosses over reporting periods, we look back for the three weeks immediately before the start of the three month reporting period. For an individual in these circumstances, if they are not seen again, he or she will not be reported living on the streets in the next period.

The LOS total will include some who were new to the streets in the period, but whose stay extended beyond three weeks and who were seen bedded down at least five times - these are transferred from the new rough sleeper figures (shown in red in both section one and two of the report).

It is important to note that an individual who is included in the LOS total will not necessarily have been living on the streets for the entirety of the quarter in question, but they were living on the streets for a significant period during the quarter. The LOS total will also include some who are no longer on the streets, having gone into accommodation (or disappeared). They will not appear in the subsequent LOS total. An individual will only count as LOS during a period in which they meet the above criteria.

Intermittent rough sleepers

Intermittent rough sleepers are those people who are not new in this period, and have not been seen rough sleeping enough to be deemed living on the streets. This group includes those who sleep rough periodically for very short periods. It also will include those who return to the streets for a longer period (but, in this period, less than the 'living on the streets' definition). Those that go on to be living on the streets will appear in that category in the next period.

SUPPORTED BY
MAYOR OF LONDON

